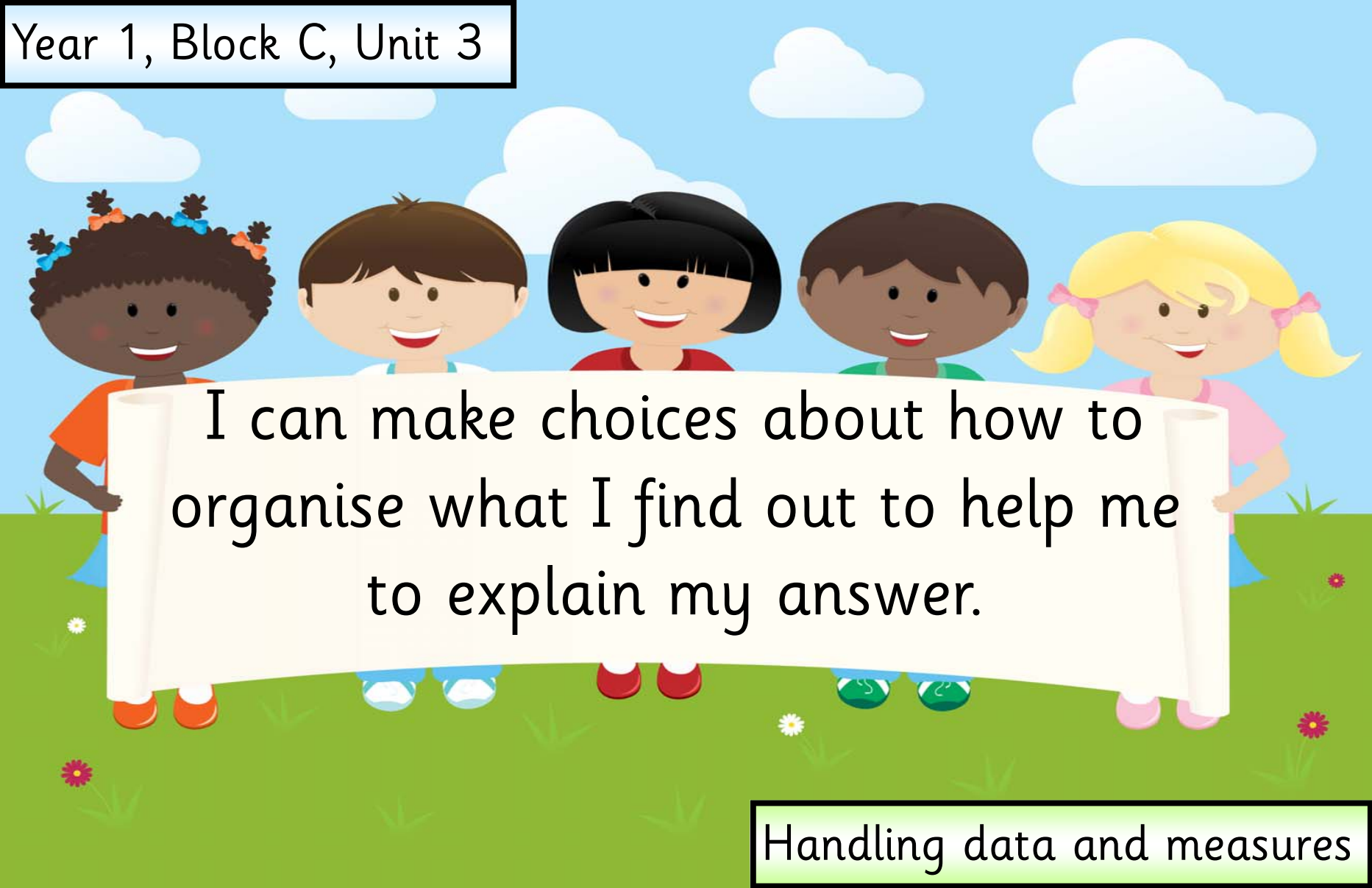


Year 1, Block C, Unit 3

An illustration of five diverse children (two girls and three boys) standing in a grassy field under a blue sky with white clouds. They are holding a large white banner. The children are smiling and dressed in colorful clothing. The banner contains the text: "I can make choices about how to organise what I find out to help me to explain my answer."

I can make choices about how to
organise what I find out to help me
to explain my answer.

Handling data and measures

Year 1, Block C, Unit 3

I can draw a picture or
diagram to show how I solved
the problem.

Handling data and measures

Year 1, Block C, Unit 3

I can show what I found
out by using a block graph.

Handling data and measures

Year 1, Block C, Unit 3

I can sort objects in
different ways.


Handling data and measures

Year 1, Block C, Unit 3

I can use what I know from
comparing their lengths or
balancing them.

Handling data and measures

Year 1, Block C, Unit 3



I can estimate by looking
and feeling.

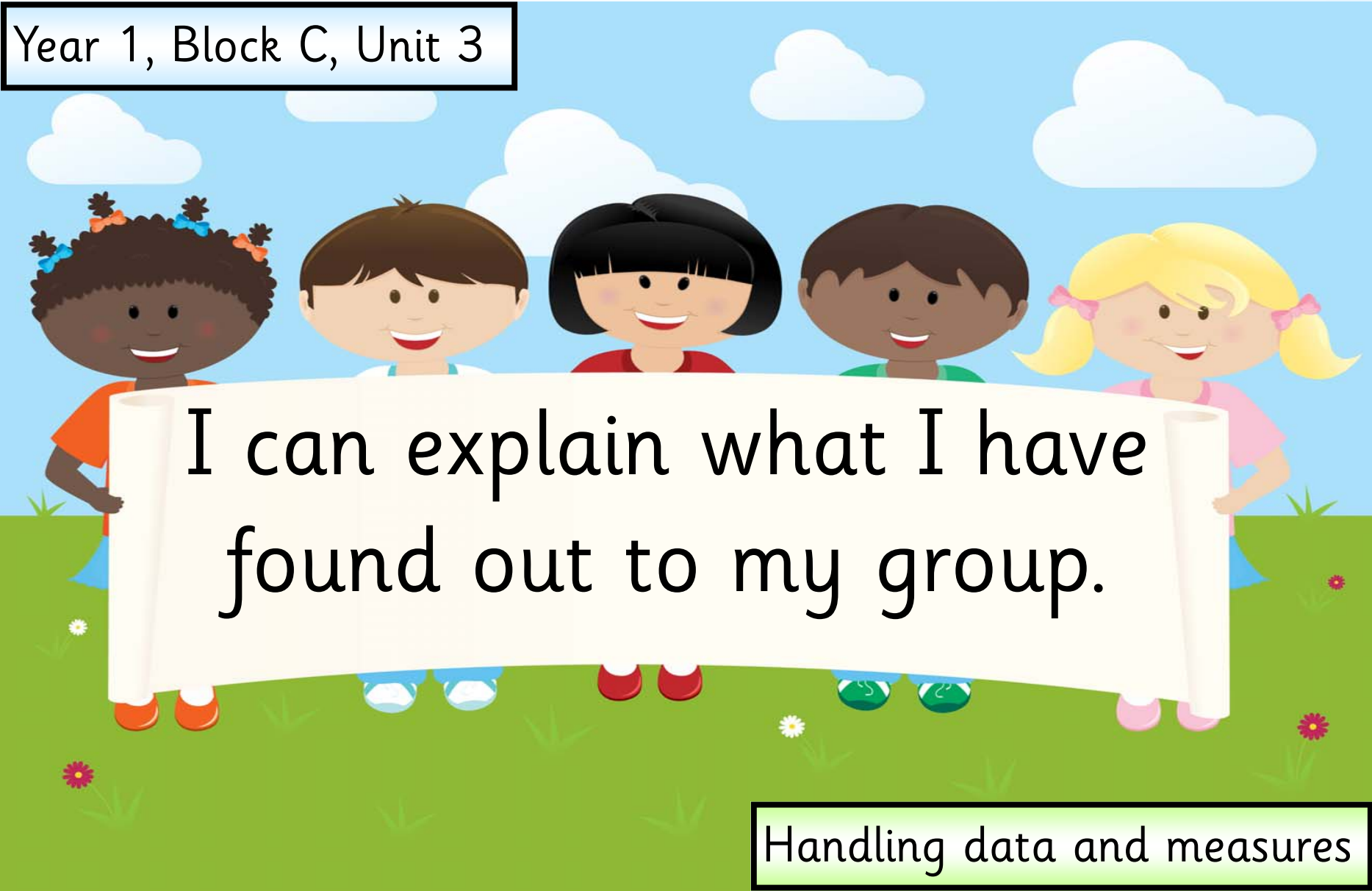
Handling data and measures

Year 1, Block C, Unit 3

I know how to measure objects
giving the measurements
correctly.

Handling data and measures


Year 1, Block C, Unit 3



I can explain what I have
found out to my group.

Handling data and measures

Year 1, Block C, Unit 3

An illustration of five diverse children standing in a row on a green grassy field under a blue sky with white clouds. From left to right: a girl with dark skin and curly hair wearing an orange shirt, a boy with light skin and brown hair wearing a light blue shirt, a girl with dark skin and short black hair wearing a red shirt, a boy with dark skin and short brown hair wearing a green shirt, and a girl with light skin and blonde pigtails wearing a pink shirt. They are all smiling and holding a large white banner that spans across them.

I can work with the others in my group to agree what we will tell the rest of the class.

Handling data and measures